

680nm 2W Multi-Mode Fiber Coupled Laser Source

Features:

- 680nm
- <300um Fiber Core
- Built-in TE Cooling
- Output Power Adjustable
- TTL Modulation /Analog Modulation Optional
- 90V~240V AC Input
- High Stability
- RS232 Control Optional

Application:

- Medical
- Bio-Science
- Others



WAVESPECTRUM offers Turn-Key Fiber Coupled Laser System, the Wavelength ranges from 375nm to 1920nm, Fiber Type of SM Fiber, PM Fiber and MM Fiber are optional. The Output Power ranges from 1mW to 50W.

The Laser System is composed of Fiber Coupled Laser Module, LD Driver and TE Cooling System. It is Easy to Use and with High Reliability, High Stability and Long Lifetime. The Pigtailed Laser Systems have passed the ROHS, REACH, FDA and CE Certification.

The Wavelengths include 375nm 405nm 445nm 450nm 455nm 460nm 465nm 488nm 505nm 510nm 515nm 520nm 525nm 532nm 635nm 638nm 658nm 660nm 670nm 680nm 685nm 690nm 705nm 730nm 750nm 760nm 780nm 785nm 793nm 800nm 808nm 825nm 830nm 850nm 860nm 880nm 905nm 915nm 940nm 976nm 980nm 1055nm 1064nm 1270nm 1290nm 1310nm 1330nm 1350nm 1370nm 1390nm 1410nm 1430nm 1450nm 1470nm 1490nm 1510nm 1530nm 1550nm 1570nm 1590nm 1610nm 1625nm 1650nm 1700nm 1720nm 1900nm 1920nm.

The Fiber type can be SMF and PMF(fiber core: 3um 4um 5um 6um 9um) or MMF(fiber core: 10um 25um 35um 50um 60um 62.5um 105um 200um 400um 600um 800um)

WAVESPECTRUM also offers Customized Laser System, such as Dual-Wavelength Laser System, Tri-Wavelength Laser System and Multi-channel Laser System. The Wavelengths, quantity of Channels and Fiber Types are customized as required.


WAVESPECTRUM - Welcome to to inquiry any time!

Pls visit our Website for more info.: <http://wavespectrum-laser.com.cn/index.html>

MORE CHOICES, MORE IDEAS



Laser Diode



Fiber Coupled Laser Module



Fiber Detachable Laser Module



Laser Source



RGB White Pigtail Laser (Triplex)



Medical Lasers

375nm	405nm	445nm	465nm	488nm	505nm	520nm	525nm	635nm	650nm	660nm	670nm	680nm
685nm	760nm	785nm	790nm	808nm	830nm	850nm	860nm	880nm	905nm	915nm	940nm	980nm
1064nm	1210nm	1270nm	1280nm	1290nm	1310nm	1330nm	1350nm	1370nm	1390nm	1410nm	1430nm	1450nm
1470nm	1490nm	1510nm	1530nm	1550nm	1570nm	1590nm	1610nm	1625nm	1650nm	1720nm	1900nm	1920nm



WAVESPECTRUM LASER GROUP LIMITED

Email: sales@wavespectrum-laser.com.cn

Tel: +86 22 8793 1118

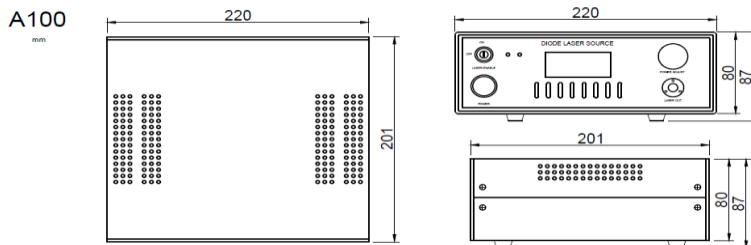
Web: <http://en.wavespectrum-laser.com.cn>

680nm 2W Multi-Mode Fiber Coupled Laser Source

Specification		WLS-680-002-M		
		Min.	Typical Value	Max.
Optical Data	Central Wavelength	680nm±10nm		
	Output Power	0~2W Adjustable		
	Spectral Width (FWHM)	-	5nm	-
	Laser Type	FP		
Fiber Data	Fiber Core	<300um		
	N. A.	0.22		
	Fiber Type	Multi-Mode Fiber		
	Fiber Length	>80cm		
	Connector	FC/SMA/SC/ST		
Control Data	Operation Mode	CW (Standard)		
		TTL Modulation (Optional)		
		0~5V Analog Modulation (Optional)		
	Power Stability (for 2 hrs)	1%	-	5%
	Control Mode	Auto-Current Control (ACC)		
Environmental Conditions	Operation Temperature	+10°C~+40°C		
	Storage Temperature	-20°C~+60°C		
	Preheating Time	< 5 mins.		
Power Supply	AC (Standard)	90V~240VAC, 50~60Hz		
	DC (Optional)	+5V		
Case Model	No.	A-300		
Accessory	Collimator	Optional		

Dimension Drawing: (Unit :mm)

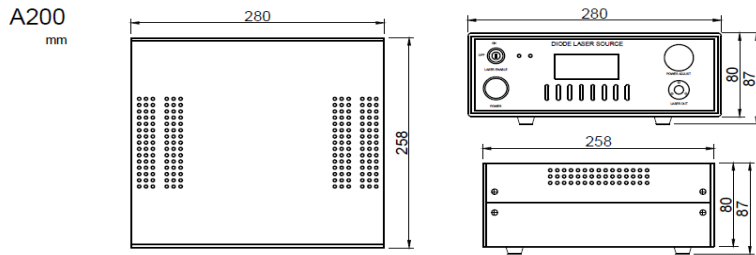
A-100: 220mm*201mm*87mm



680nm 2W Multi-Mode Fiber Coupled Laser Source

Dimension Drawing: (Unit :mm)

A-200: 280mm*258mm*87mm



A-300: 370mm*400mm*165mm

