

635nm 70mW Polarization Maintaining Fiber Coupled Laser Source

Features:

- 635nm
- With 4um Polarization Maintaining Fiber
- Built-in TE Cooling
- Output Power Adjustable
- TTL Modulation /Analog Modulation Optional
- High Stability
- High PER
- RS232 Control Optional



Application:

- Medical
- Bio-Science
- Others

WAVESPECTRUM offers Turn-Key Fiber Coupled Laser System, the Wavelength ranges from 375nm to 1920nm, Fiber Type of SM Fiber, PM Fiber and MM Fiber are optional. The Output Power ranges from 1mW to 50W. The Laser System is composed of Fiber Coupled Laser Module, LD Driver and TE Cooling System. It is Easy to Use and with High Reliability, High Stability and Long Lifetime. The Pigtailed Laser Systems have passed the ROHS, REACH, FDA and CE Certification.







The Wavelengths include 375nm 405nm 445nm 450nm 455nm 460nm 465nm 488nm 505nm 510nm 515nm 520nm 525nm 532nm 635nm 638nm 658nm 660nm 670nm 680nm 685nm 690nm 705nm 730nm 750nm 760nm 780nm 785nm 793nm 800nm 808nm 825nm 830nm 850nm 860nm 880nm 905nm 915nm 940nm 976nm 980nm 1055nm 1064nm 1270nm 1290nm 1310nm 1330nm 1350nm 1370nm 1390nm 1410nm 1430nm 1450nm 1470nm 1490nm 1510nm 1530nm 1550nm 1570nm 1590nm 1610nm 1625nm 1650nm 1700nm 1720nm 1900nm 1920nm.


The Fiber type can be SMF and PMF(fiber core: 3um 4um 5um 6um 9um) or MMF(fiber core: 10um 25um 35um 50um 60um 62.5um 105um 200um 400um 600um 800um)

WAVESPECTRUM also offers Customized Laser System, such as Dual-Wavelength Laser System, Tri-Wavelength Laser System and Multi-channel Laser System. The Wavelengths, quantity of Channels and Fiber Types are customized as required.

WAVESPECTRUM - Welcome to to inquiry any time!
 Pls visit our Website for more info.: <http://wavespectrum-laser.com.cn/index.html>

MORE CHOICES, MORE IDEAS

| | | | | | | | | | | | | | |
|---|--------|---|--------|--------|---|--------|--------|---|--------|---|--------|---|--|
|  | |  | | |  | | |  | |  | |  | |
| Laser Diode | | Fiber Coupled Laser Module | | | Fiber Detachable Laser Module | | | Laser Source | | RGB White Pigtail Laser (Triplex) | | Medical Lasers | |
| 375nm | 405nm | 445nm | 465nm | 488nm | 505nm | 520nm | 525nm | 635nm | 650nm | 660nm | 670nm | 680nm | |
| 685nm | 760nm | 785nm | 790nm | 808nm | 830nm | 850nm | 860nm | 880nm | 905nm | 915nm | 940nm | 980nm | |
| 1064nm | 1210nm | 1270nm | 1280nm | 1290nm | 1310nm | 1330nm | 1350nm | 1370nm | 1390nm | 1410nm | 1430nm | 1450nm | |
| 1470nm | 1490nm | 1510nm | 1530nm | 1550nm | 1570nm | 1590nm | 1610nm | 1625nm | 1650nm | 1720nm | 1900nm | 1920nm | |



WAVESPECTRUM LASER GROUP LIMITED

Email: sales@wavespectrum-laser.com.cn

Tel: +86 22 8793 1118


Web: <http://en.wavespectrum-laser.com.cn>



635nm 70mW Polarization Maintaining Fiber Coupled Laser Source

| Specification | | WSLS-635-070m-PM | | |
|--------------------------|-------------------------------|--|---------------|------|
| | | Min. | Typical Value | Max. |
| Optical Data | Central Wavelength | 638nm±10nm | | |
| | Output Power | 0 ~ 70mW Adjustable | | |
| | Spectral Width (FWHM) | - | 2nm | - |
| | Polarization Extinction Ratio | 13dB | 15dB | - |
| | | Higher Polarization Extinction Ratio (PER) Version is Also Available, Please Contact Us. | | |
| | KEY Alignment | Slow Axis Aligned to the Key of the FC Connector | | |
| | M ² Value | - | - | 1.3 |
| | Beam Type | Gaussian Beam | | |
| Fiber Data | Fiber Core | 4um | | |
| | N. A. | 0.12 | | |
| | Fiber Type | Polarization Maintaining Fiber | | |
| | Fiber Length | >80cm | | |
| | Connector | FC-APC / FC-PC | | |
| Control Data | Operation Mode | CW (Standard) | | |
| | | 0~20KHz TTL Modulation (Optional) | | |
| | | 0~5V Analog Modulation (Optional) | | |
| | Power Stability (for 2 hrs) | 1% | - | 3% |
| | Cooling | Built in TE Cooling | | |
| Control Mode | Auto-Current Control (ACC) | | | |
| Environmental Conditions | Operation Temperature | +10°C ~ +40°C | | |
| | Storage Temperature | -20°C ~ +60°C | | |
| | Preheating Time | < 5 mins. | | |
| Power Supply | AC (Standard) | 90V ~ 240VAC, 50 ~ 60Hz | | |
| | DC (Optional) | +5V | | |
| Case Model | No. | A-100 | | |
| Accessory | Collimator | Optional | | |

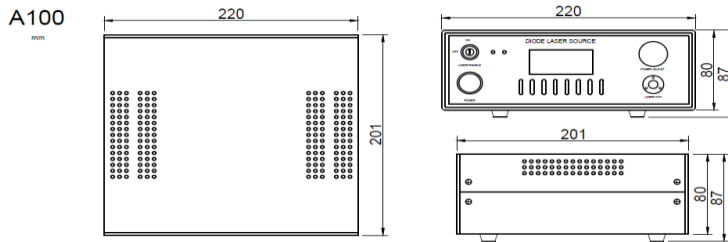
Beam Shape: (Gaussian Beam)



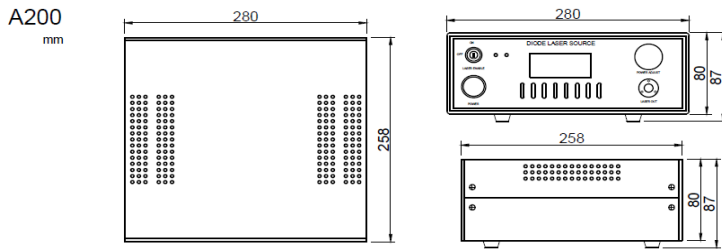
635nm 70mW Polarization Maintaining Fiber Coupled Laser Source

Dimension Drawing: (Unit :mm)

A-100: 220mm*201mm*87mm



A-200: 280mm*258mm*87mm



A-300: 370mm*400mm*165mm

