

405nm High Power Fiber Coupled Laser Source

PRODUCT FEATURE

405nm Laser Source
 Up to 10W Output Power
 Multimode Fiber
 Built-in Driver
 AC/DC Input
 TE Cooling /Water Cooling Optional
 TTL/Analog Modulation
 Long Lifetime
 High Stability



PRODUCT OVERVIEW

405nm High Power Fiber Coupled Laser Source is the most competitive product of WAVESPECTRUM.

It contains LD Driver and Temperature Control System. The output power upto 10W. Just need Input 90V~240V AC or 24V DC can work the Laser Source, it is easy to use. To ensure the long-time reliability and power stability, each Laser System will undergo rigorous testing and aging in factory.

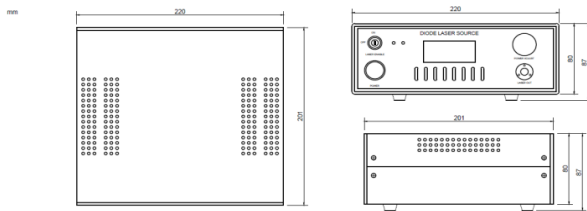


Wavelength	Part Number	Output Power	Fiber Core	Connector	Power Supply	Cooling	TTL	Analog
405nm	WSLS-405-200m-M-DC	200mW	50um/105um	FC	7.5VDC	TEC	○	○
	WSLS-405-200m-M	200mW	50um/105um	FC	90V~240VAC	TEC	○	○
	WSLS-405-350m-M-DC	350mW	50um/105um	FC	7.5VDC	TEC	○	○
	WSLS-405-350m-M	350mW	50um/105um	FC	90V~240VAC	TEC	○	○
	WSLS-405-1200m-M-DC	1.2W	<400um	FC	24VDC	TEC	○	○
	WSLS-405-1200m-M	1.2W	<400um	FC	90V~240VAC	TEC	○	○
	WSLS-405-002-M-DC	2W	<400um	FC	24VDC	TEC	○	○
	WSLS-405-002-M	2W	<400um	FC	90V~240VAC	TEC	○	○
	WSLS-405-005-M-DC	5W	<650um	FC	24VDC	Water	○	○
	WSLS-405-005-M	5W	<650um	FC	90V~240VAC	TEC	○	○
	WSLS-405-010-M-DC	10W	<800um	FC	24VDC	Water	○	○

Note: √:Yes, ○:Optional, x:No.

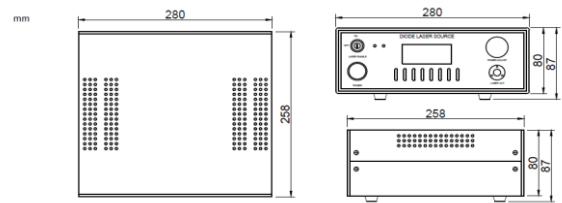
A100 Package View :

220mm*201mm*87mm



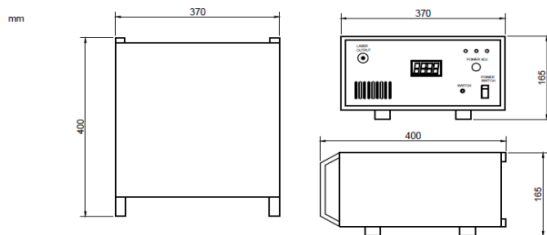
A200 Package View :

280mm*258mm*87mm



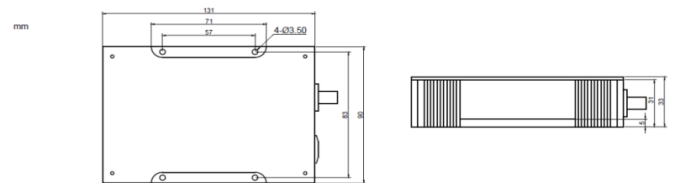
A300 Package View :

400mm*370mm*165mm



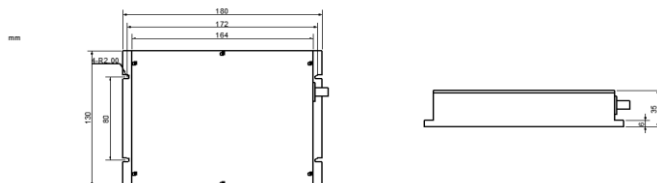
D100 Package View :

131mm*90mm*33mm



D200 Package View :

180mm*130mm*35mm



D300 Package View :

304mm*224mm*207mm

